

# Extract Coverage from Assembly

The workflow sample, described below, allows one to extract a coverage and/or bases count from an assembly. It receives a number of assemblies and for each of them produces coverage as a tab delimited plain text file. The coverage is extracted considering a threshold value.



## How to Use This Sample

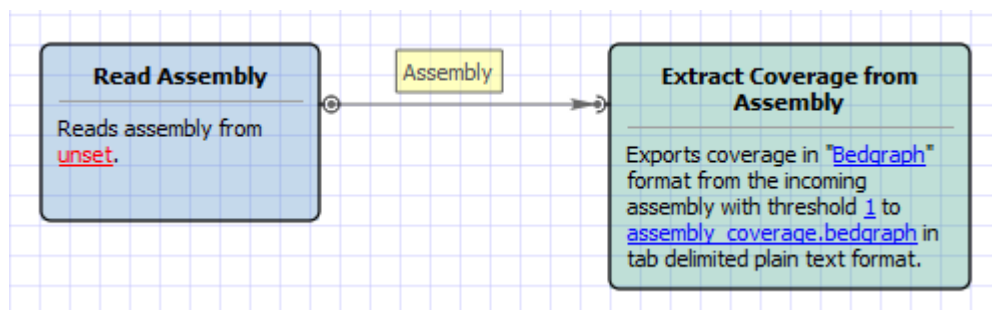
If you haven't used the workflow samples in UGENE before, look at the "[How to Use Sample Workflows](#)" section of the documentation.

## Workflow Sample Location

The workflow sample "Extract Coverage from Assembly" can be found in the "NGS" section of the Workflow Designer samples.

## Workflow Image

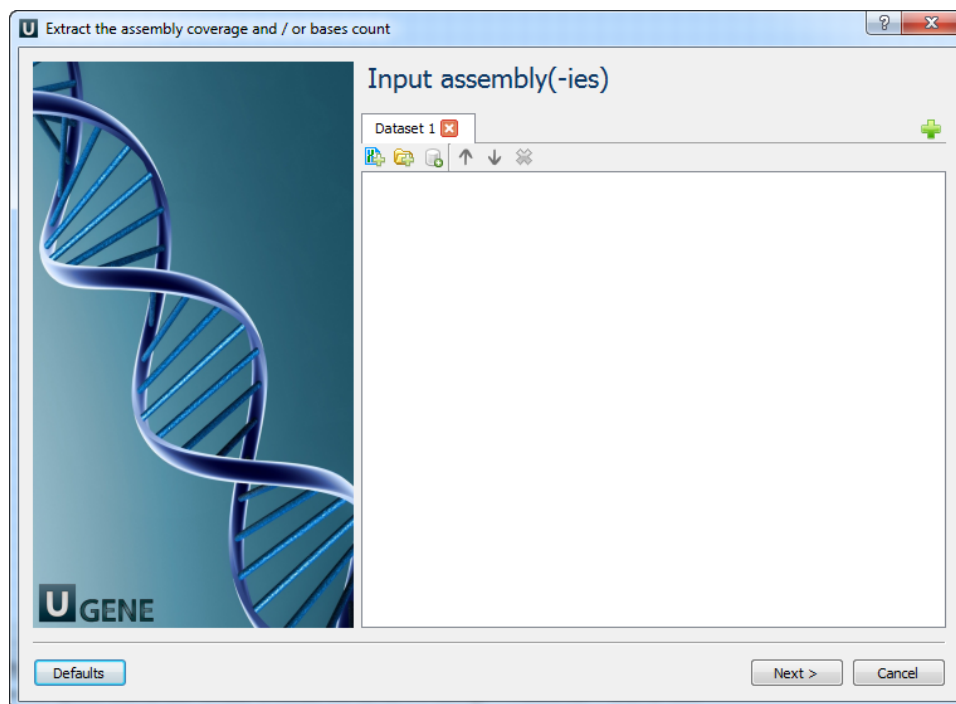
The opened workflow looks as follows:



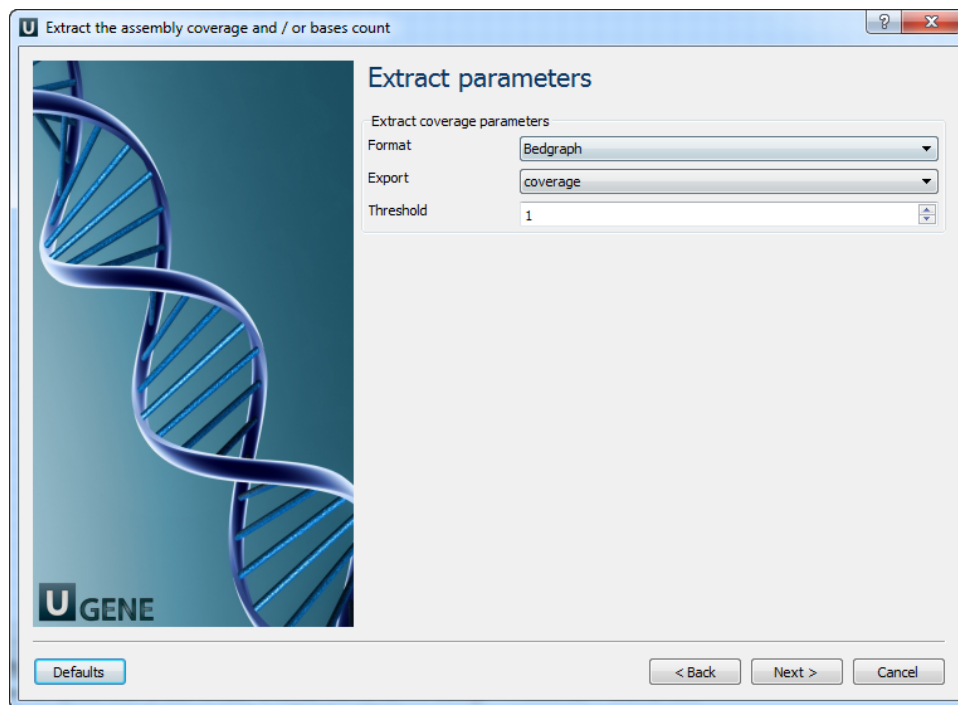
## Workflow Wizard

The wizard has 3 pages.

1. Input assembly (-ies) Page: On this page you must input assembly(-ies).



2. Extract parameters Page: Here you can optionally modify extract parameters.



The following parameters are available:

Format	Format to store the output.
Export	Data type to export.
Threshold	The minimum coverage value to export.

3. Output data Page: On this page you can select an output file:

