

Raw DNA-Seq Data Processing

Download and install the UGENE [FULL or NGS package](#) to use this pipeline.

Use this workflow sample to process raw DNA-seq next-generation sequencing (NGS) data from the Illumina platform. The processing includes:

- **Filtration:**
 - Filtering of the NGS short reads by the CASAVA 1.8 header;
 - Trimming of the short reads by quality;
- **Mapping:**
 - Mapping of the short reads to the specified reference sequence (the BWA-MEM tool is used in the sample);
- **Post-filtration:**
 - Filtering of the aligned short reads by SAMtools to remove reads with low mapping quality, unpaired/unaligned reads;
 - Removing of duplicated short reads.

The result filtered short reads assembly is provided in the SAM format. Intermediate data files are also available in the output.

How to Use This Sample

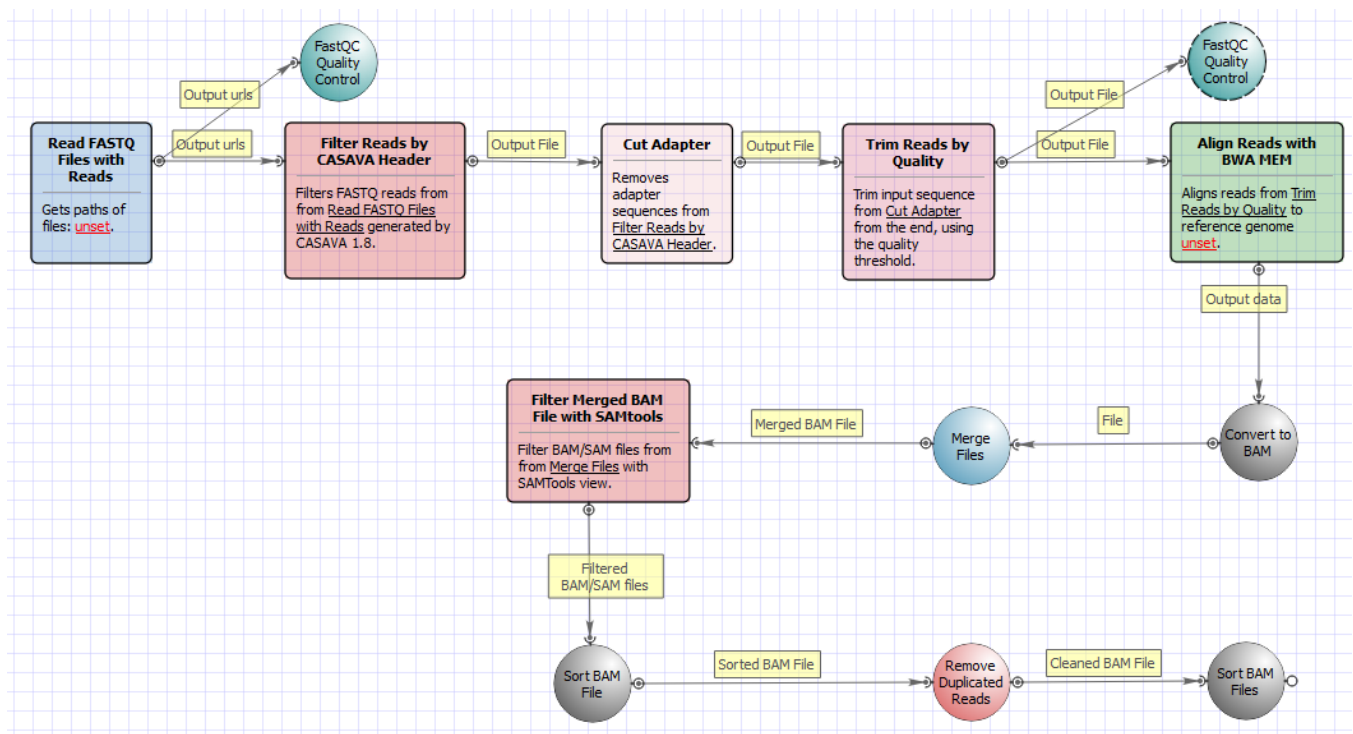
If you haven't used the workflow samples in UGENE before, look at the ["How to Use Sample Workflows"](#) section of the documentation.

Workflow Sample Location

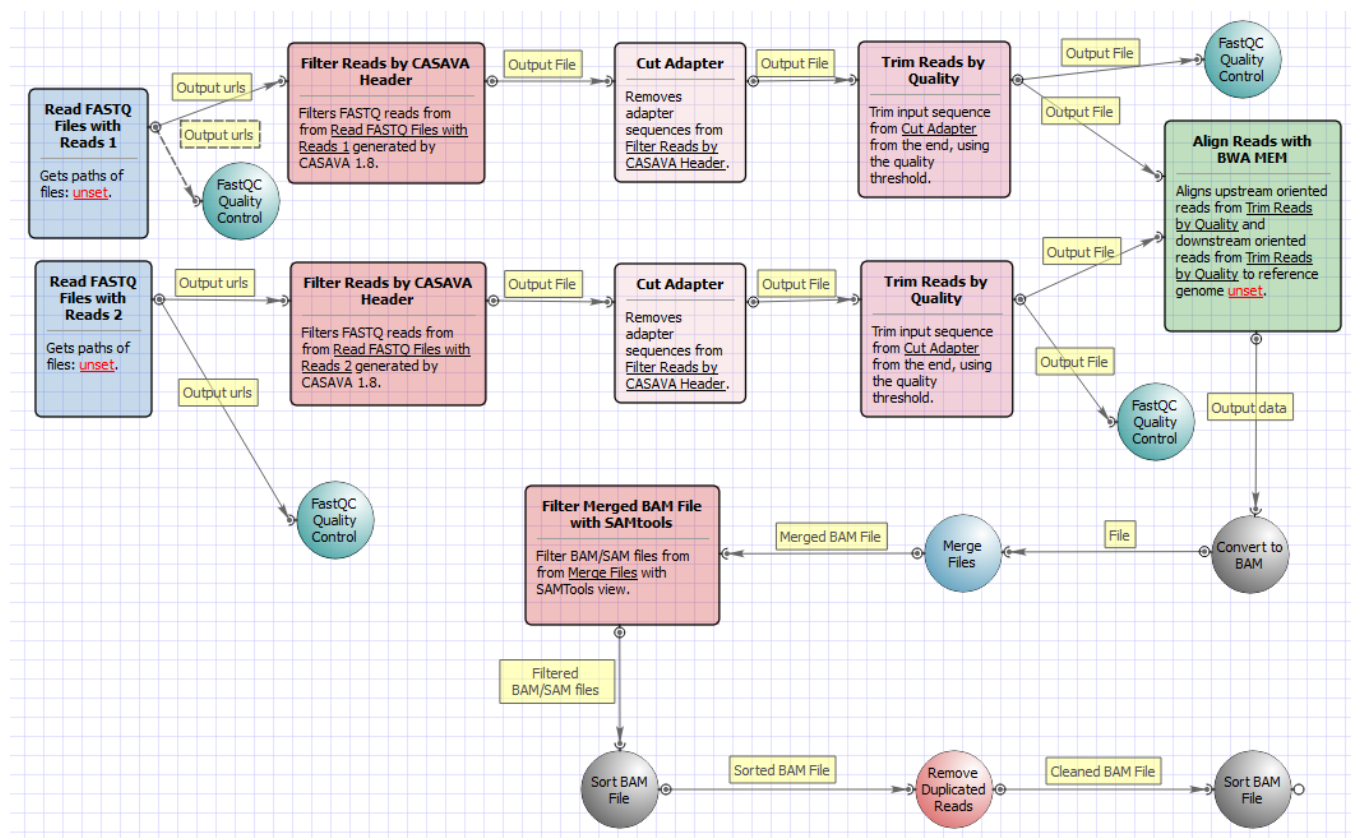
The workflow sample "Raw DNA-Seq processing" can be found in the "NGS" section of the Workflow Designer samples.

Workflow Image

There are two versions of the workflow available. The workflow for single-end reads looks as follows:



The workflow for paired-end short appearance is the following:



Workflow Wizard

The workflows have the similar wizards. The wizard for paired-end reads has 5 pages.

1. Input data: On this page you must input FASTQ file(s).

Raw DNA-Seq Data Processing Wizard

Input data

Sequencing reads

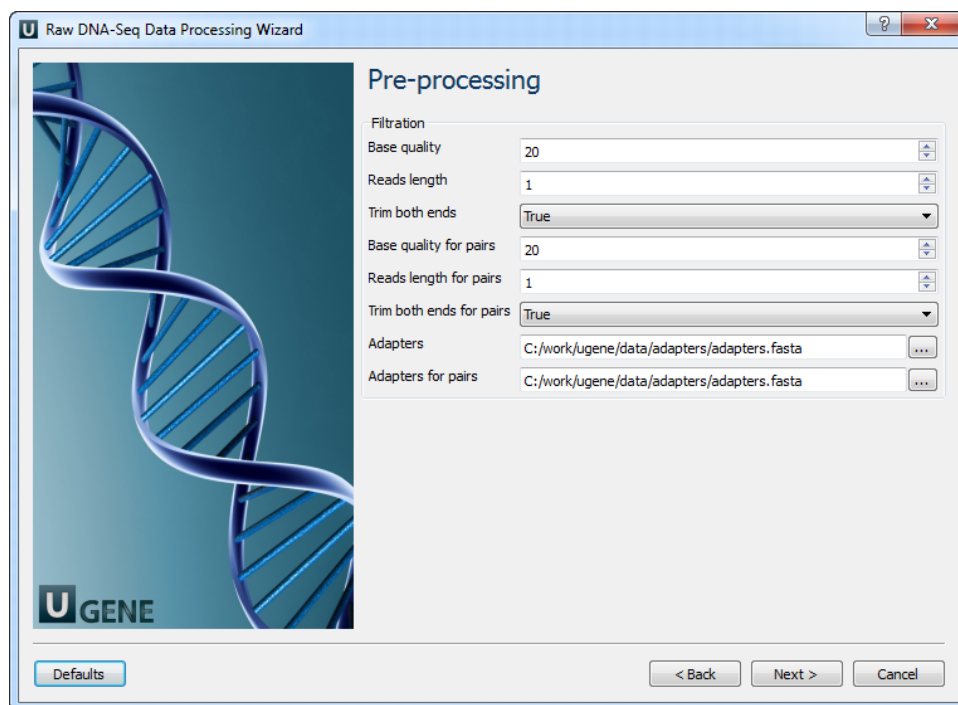
FASTQ files Required

FASTQ files with pairs Required

U GENE

Defaults Next > Cancel

2. Pre-processing: On this page you can modify filtration parameters.



The following parameters are available:

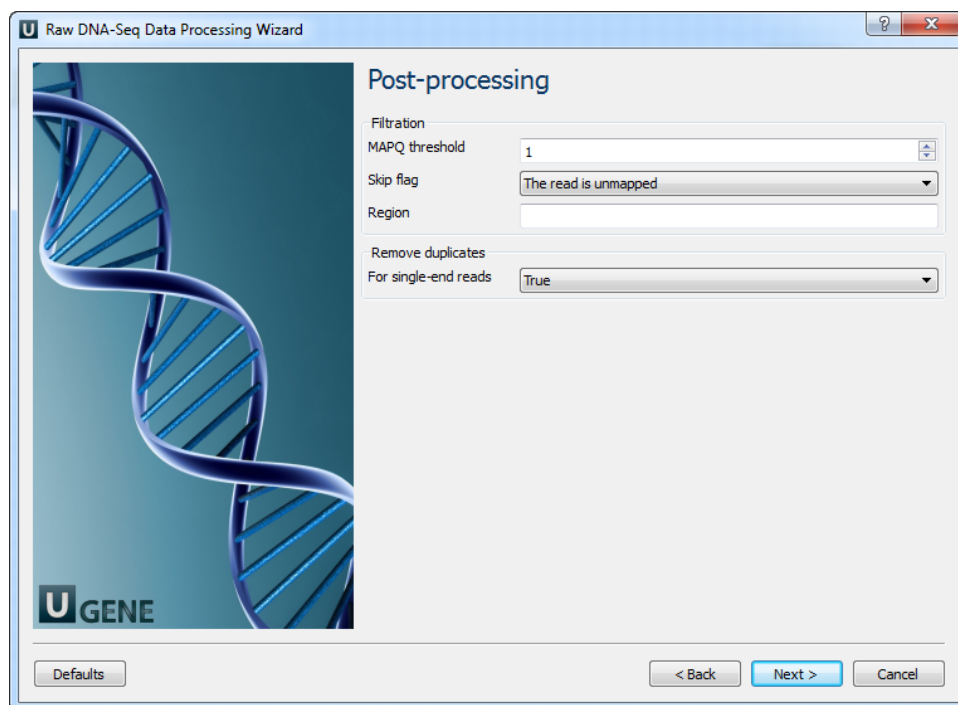
Base quality	Quality threshold for trimming.
Reads length	Too short reads are discarded by the filter.
Trim both ends	Trim the both ends of a read or not. Usually, you need to set True for Sanger sequencing and False for NGS
Base quality for pairs	Quality threshold for trimming.
Reads length for pairs	Too short reads are discarded by the filter.
Trim both ends for pairs	Trim the both ends of a read or not. Usually, you need to set True for Sanger sequencing and False for NGS
Adapters	A FASTA file with one or multiple sequences of adapter that were ligated to the 3' end. The adapter itself and anything that follows is trimmed. If the adapter sequence ends with the '\$' character, the adapter is anchored to the end of the read and only found if it is a suffix of the read.
Adapters for pairs	A FASTA file with one or multiple sequences of adapter that were ligated to the 3' end. The adapter itself and anything that follows is trimmed. If the adapter sequence ends with the '\$' character, the adapter is anchored to the end of the read and only found if it is a suffix of the read.

3. Mapping: On this page you must input reference and optionally modify advanced parameters.

The following parameters are available:

Reference genome	Path to indexed reference genome.
Number of threads	Number of threads (-t).
Min seed length	Path to indexed reference genome (-k).
Band width	Band width for banded alignment (-w).
Dropoff	Off-diagonal X-dropoff (-d).
Internal seed length	Look for internal seeds inside a seed longer than {-k} (-r).
Skip seed threshold	Skip seeds with more than INT occurrences (-c).
Drop chain threshold	Drop chains shorter than FLOAT fraction of the longest overlapping chain (-D).
Rounds of mate rescues	Perform at most INT rounds of mate rescues for each read (-m).
Skip mate rescue	Skip mate rescue (-S).
Skip pairing	Skip pairing; mate rescue performed unless -S also in use (-P).
Mismatch penalty	Score for a sequence match (-A).
Mismatch penalty	Penalty for a mismatch (-B).
Gap open penalty	Gap open penalty (-O).
Gap extention penalty	Gap extension penalty; a gap of size k cost {-O} (-E).
Penalty for clipping	Penalty for clipping (-L).
Penalty unpaired	Penalty for an unpaired read pair (-U).
Score threshold	Minimum score to output (-T).

4. Post-processing: On this page you can modify post-processing parameters.



The following parameters are available:

MAPQ threshold	Minimum MAPQ quality score.
Skip flag	Skip alignment with the selected items. Select the items in the combobox to configure bit flag. Do not select the items to avoid filtration by this parameter.
Region	Regions to filter. For BAM output only. chr2 to output the whole chr2. chr2:1000 to output regions of chr 2 starting from 1000. chr2:1000-2000 to output regions of chr2 between 1000 and 2000 including the end point. To input multiple regions use the space separator (e.g. chr1 chr2 chr3:1000-2000).
For single-end reads	Remove duplicates for single-end reads.


5. Output data: On this page you must input output parameters.

U

Raw DNA-Seq Data Processing Wizard

?

X



U

GENE

Output data

Aligned data

Output file name

out.sam

Output directory

ouput

...

Filtered FASTQ

Hide filtered fastqparameters

...

Output directory

Workflow

Custom directory

filtered_fastq

...

Defaults

< Back

Apply

Run

Cancel